

# **PRODUCT INFORMATION**

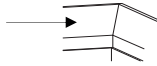
**08-2025**

# **BEDS**

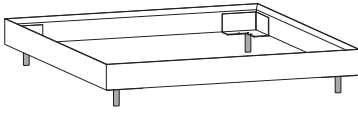
**B3**

**BED FRAME**

frame thickness 1,9 / 0,6 cm  
 2 heights available  
 The bed frame is beveled to the inside, mitre joint.  
 for mattress size 100/120/140/160/180/200 x 200



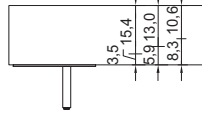
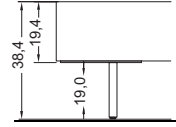
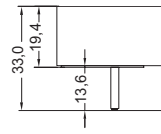
**HEIGHT 19,4**



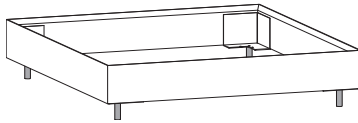
Total height with FOOT  
 H:13

H:19

Insertion height for mattresses/  
 Slat base adjustable  
 3 heights possible



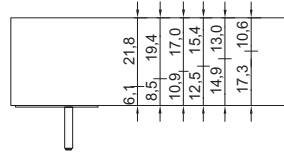
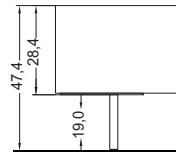
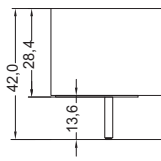
**HEIGHT 28,4**



Total height with FOOT  
 H:13

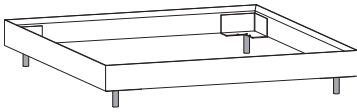
H:19

Insertion height for mattresses/  
 Slat base adjustable  
 6 heights possible

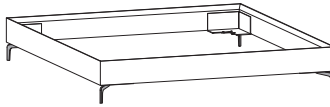


**FEET**

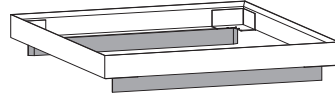
**FOOT ROUND (standard)**  
 black mat/chromed glossy  
 H: 13,6 / 19,0 / D 4



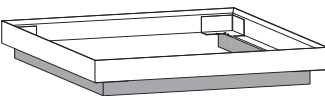
**FOOT ANGLE**  
 H: 13,6 / 19,0



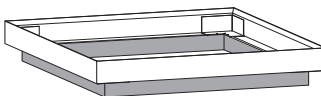
**PLINTH CHEEK**  
 for head or foot part  
 H: 13,6



**PLINTH FRAME**  
**3-sides**  
 H: 13,6

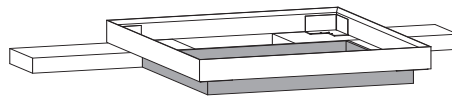


**PLINTH FRAME**  
**4-sides**  
 H: 13,6



Suitable for motor-driven mattress  
 from Schramm. Others upon request.

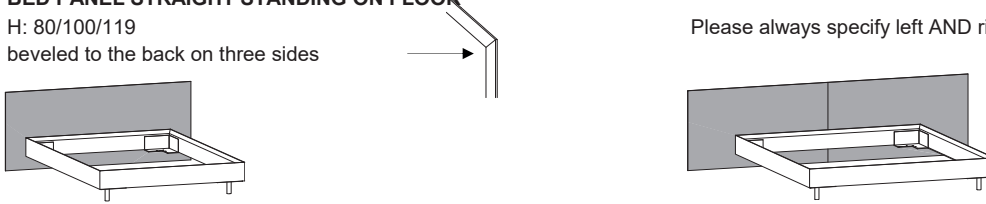
**PLINTH FRAME**  
 for combination with lowboard  
 (shortened in depth)  
**4-sides**  
 H: 13,6



**PLANNING INFORMATION:**

**BED PANEL VERSIONS**

**BED PANEL STRAIGHT STANDING ON FLOOR**  
 H: 80/100/119  
 beveled to the back on three sides

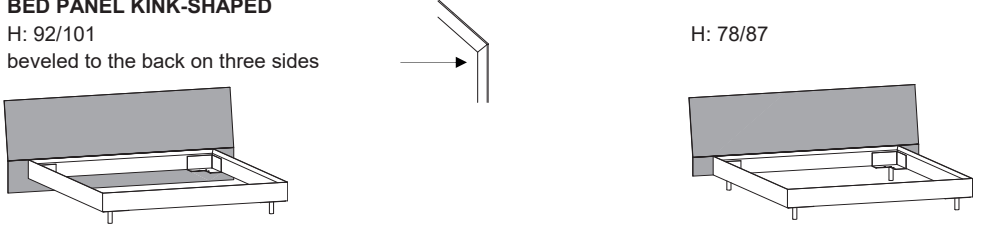


Please always specify left AND right part!

**one-part**  
 roomdivider possible  
 W: 145/165/185/205/225/245

**two-parts**  
 roomdivider not possible  
 W: 130/140/150/160/170/180/190/200/210/220/230/240

**BED PANEL KINK-SHAPED**  
 H: 92/101  
 beveled to the back on three sides

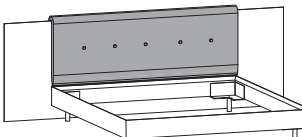


**standing on floor**  
 roomdivider possible  
 W: 145/165/185/205/225/245/265/285  
 ONLY AVAILABLE WITH FOOT HEIGHT 13,6!

H: 78/87


**free at bottom**  
 roomdivider possible  
 W: 145/165/185/205/225/245/265/285

**UPHOLSTERY**  
 optional for bed panel STRAIGHT or KINK-SHAPED



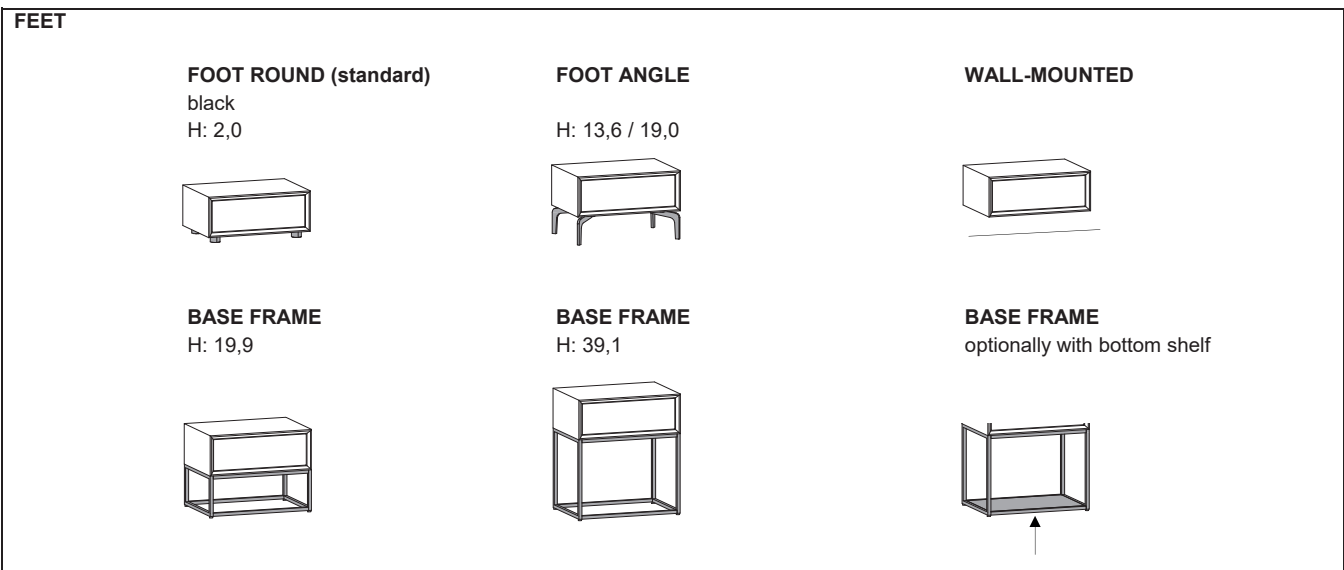
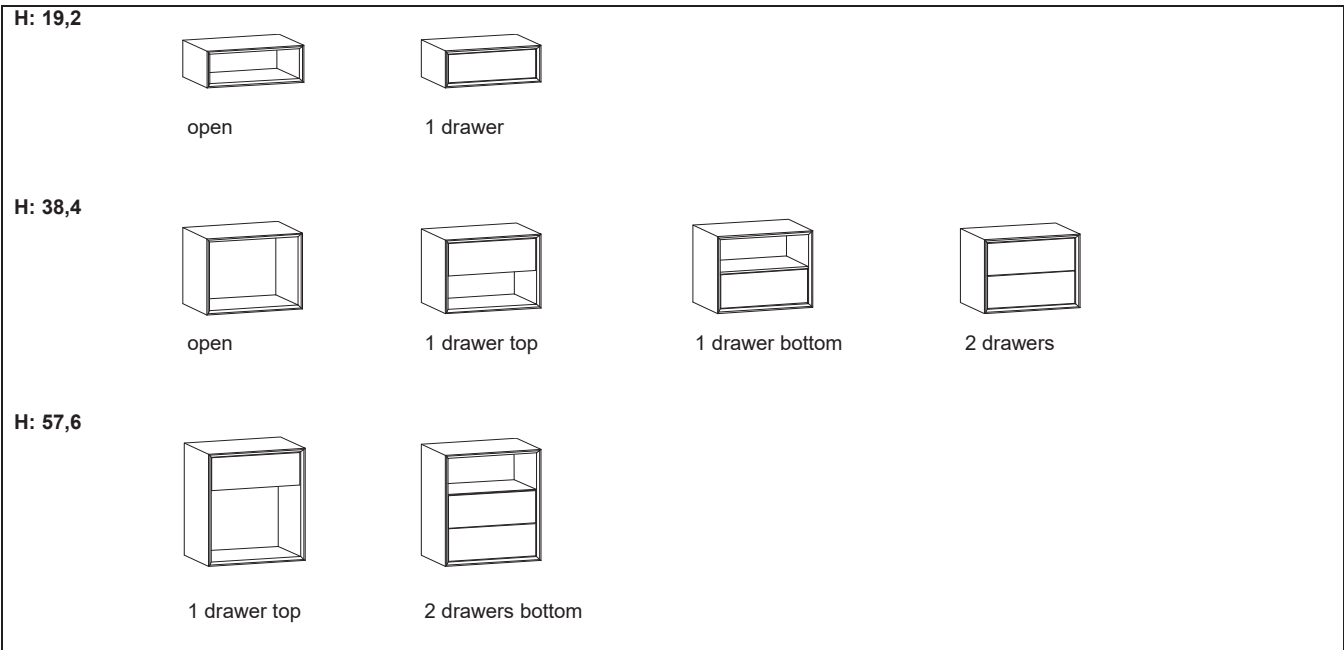
**always in width of bed**

**SIDE VIEW:**  
 BED PANEL STRAIGHT      BED PANEL KINK-SHAPED



**PLANNING INFORMATION:**  
 - Bed panel STRAIGHT optionally with back side illumination LED Multiwhite.

**NIGHT STANDS**  
 in roomdivider finish  
 mitre joint carcass, front edge beveled to the back  
 W: 40/50/60  
 D: 35



**PLANNING INFORMATION:**

Recommended retail price  
Delivery/assembly excluded  
All previous lists are no longer  
valid.

Development and design  
Kettmaker-Team  
All models and names registered.  
All rights by Wolfgang Kettmaker.  
Kettmaker reserves the right to make subsequent  
changes, in particular if they serve the progress  
or mean an improvement.  
Errors excepted.  
Date 30.05.2025

Kettmaker GmbH & Co. KG  
Manufaktur für Möbel  
Bussenstraße 30  
88525 Dürmentingen  
Deutschland